

## Louver Damper, Type LD-J



**Louver damper, Type LD-J ,  
airtight design, for shutting off  
airducts**

**General**

Lamellas and housing in airtight design. The damper is designed to operate without any failure at an operating pressure of 1.1 time the admissible operating pressure.

**Design**

- Housing
  - stainless steel or
  - galvanized steel,  
1.5 mm thick, by means of a screwed construction
- Warp-resistant hollow body lamellas made of aluminium, 150 mm, decontamination painting as option
- Lamellas equipped with changeable silicon rubber profile
- Counterrotating lamellas by means of outside positioned rod. Rod made of stainless steel
- Electrical-, pneumatic-, and manual actuator available. Unless otherwise agreed the dampers will be delivered assembled with actuator. Dampers with electrical actuator have to be connected according installation instruction of the electrical actuator. Limit switches are adjusted in factory, but have to be connected electrically for operation. Dampers with pneumatic actuator have to be connected to the compressed air supply (quality, quantity, pressure etc.) according installation instruction of the pneumatic actuator
- Maintenance-free operation
- As all synthetic materials also the silicone seal of the damper is subject to senescence. This is decisive influenced by surrounding conditions and cannot be forecasted in any way

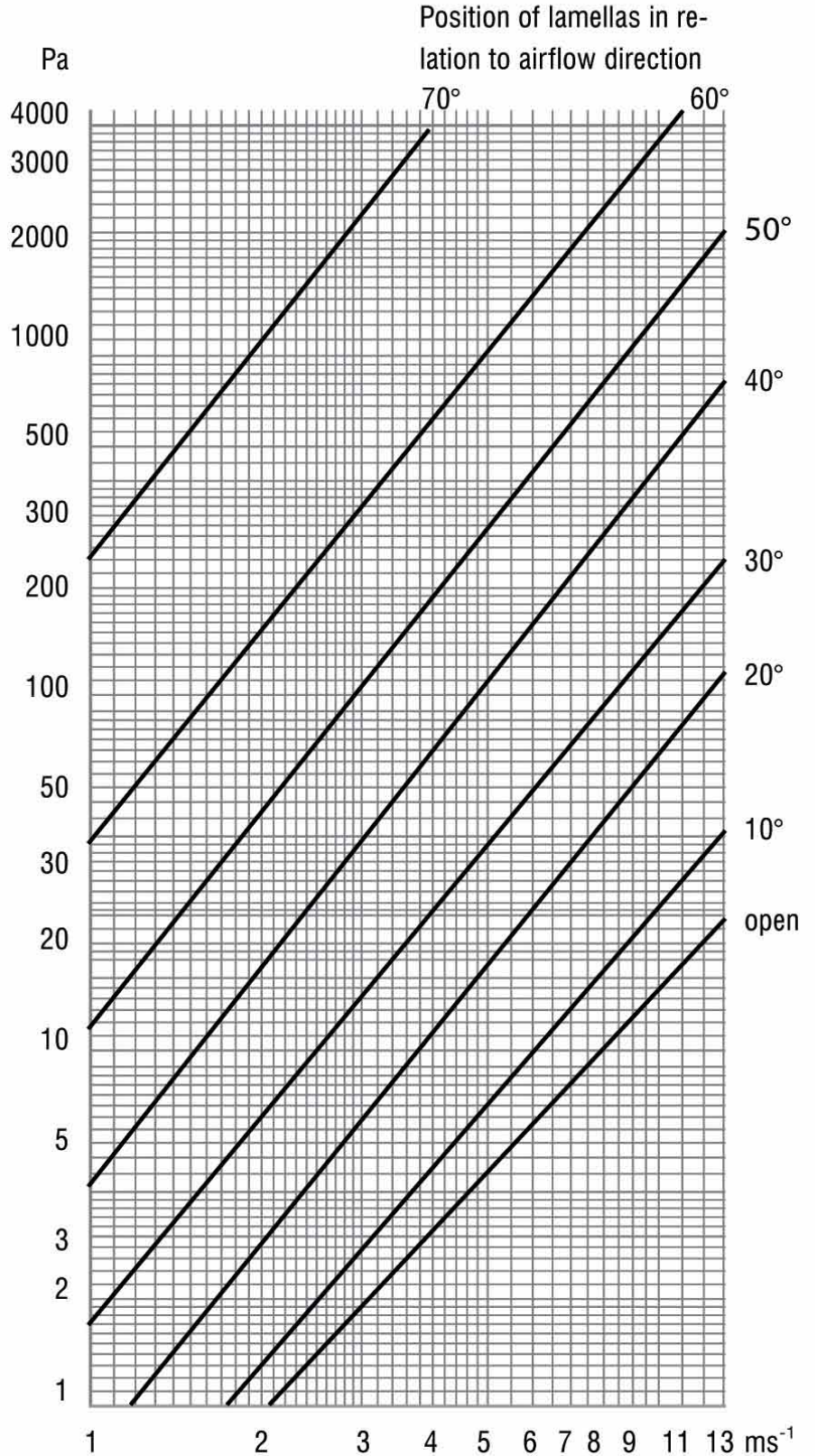


Louver damper, Type LD-J, lamellas closed

Louver damper Type LD-J, lamellas 30° closed

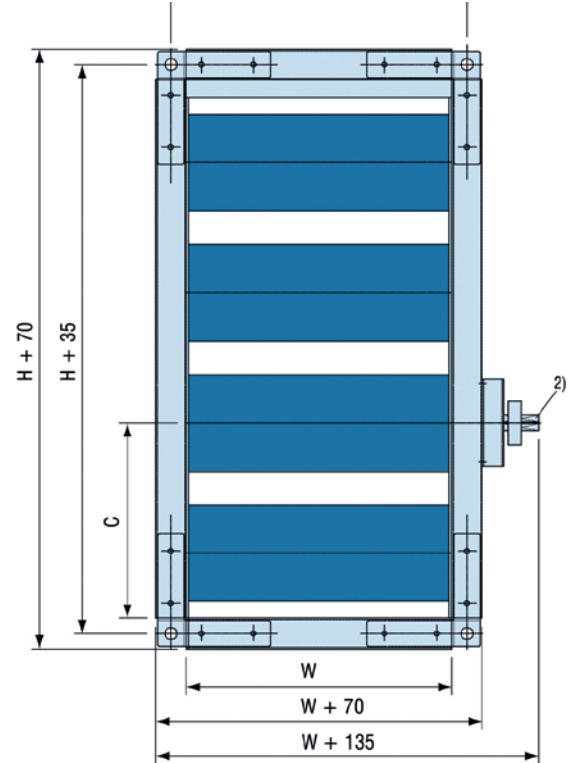
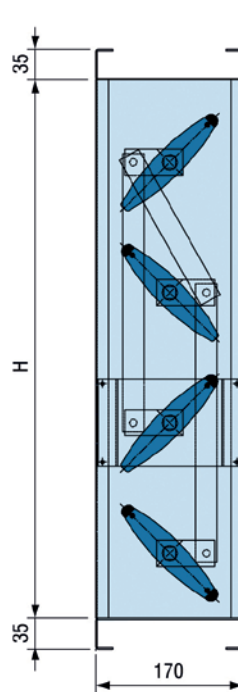


Diagramm of pressure loss  
Louver damper, Type LD-J



Dimensions and weights

W <sup>1)</sup>	H <sup>1)</sup>	C
mm	mm	mm
400	150	75
500	300	225
600	450	225
700	600	225
800	750	375
900	900	375
1 000	1 050	525
1 200	1 200	525
1 400	1 350	675
1 600	1 500	675
1 800	1 650	825
2 000	1 800	825
-	1 950	975



- 1) All combinations of W and H-Dimensions possible, other dimensions also possible
- 2) Electrical, pneumatic or manual actuator

**Technical data**

Fabricate:	Krantz
Type:	LD-J
Nominal dimensions (W/H):	see drawing and table
Dimensions:	see drawing and table
Design temperature:	90 °C
Adm. leakage rate damper housing:	class C acc. to DIN EN 1751
Adm. leakage rate damper blades (lamellas):	class 4 acc. to DIN EN 1751

**Note:**

The leakage rates of DIN 1946-4 are withdrawn in favor of DIN EN 1751.

The leakage rates class C resp. class 4 are stricter compared with the leakage rates of DIN 1946-4.

**Krantz GmbH**

Uersfeld 24, 52072 Aachen, Germany

Phone: +49 241 434-1

Fax: +49 241 434-500

info.filter@krantz.de | [www.krantz.de](http://www.krantz.de)

The logo for Krantz GmbH, featuring the word "Krantz" in a stylized, blue, cursive script font.